

Mario Herrera  
Christopher Sol Cruz

# BIG ENGLISH



2ND EDITION  
WORKBOOK



# BIG ENGLISH

# 1

2ND EDITION  
WORKBOOK

## Contents

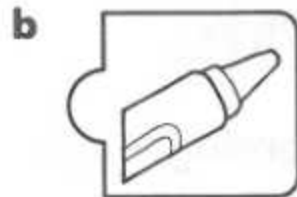
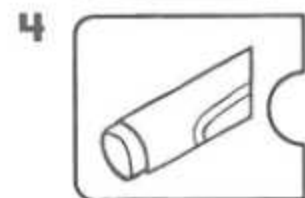

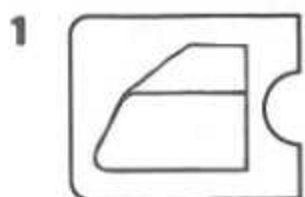
1	Good Morning, Class! .....	2
2	My Family .....	12
3	My Body .....	22
<b>Checkpoint   Units 1-3</b> .....		32
4	My Favorite Clothes .....	34
5	Busy at Home .....	44
6	On the Farm .....	54
<b>Checkpoint   Units 4-6</b> .....		64
7	Party Time .....	66
8	Fun and Games .....	76
9	Play Time .....	86
<b>Checkpoint   Units 7-9</b> .....		96
Extra Grammar Practice .....		98
The Alphabet .....		107
Numbers .....		108

# 1

# Good Morning, Class!

## Vocabulary

### 1 Match, color, and say.



book

crayon

eraser

ruler

### 2 Look and circle.

- 1 What is it?  
It's a **pen / marker.**



- 2 What is it?  
It's a **backpack / desk.**





**3** Listen and sing. Then draw.

## The Classroom Song

Good morning, class.  
 Good morning to you!  
 How are you?  
 I'm fine, thank you.

What is it? It's an **eraser**. (a)  
 What is it? It's a **ruler**. (b)  
 What is it? It's a **pencil**. (c)  
 What is it? It's a **crayon**. (d)

Now pick up your pen  
 And open your book.  
 Say the words and write with me.  
 Let's start now. 1, 2, 3!

**Chorus**

a

b

c

d

**4** Draw your backpack. Then color and write.

This is my \_\_\_\_\_.  
It's \_\_\_\_\_.



## 5 Read and circle.

### Classroom Colors



## 6 Listen and color.




Complete the sequence.



**THINK BIG**

## 7 Listen and ✓.



## 8 Read, draw, and color.

1 It's a pencil.  
It's green.

2 It's a book.  
It's blue.

3 It's a crayon.  
It's yellow.



How did I do?





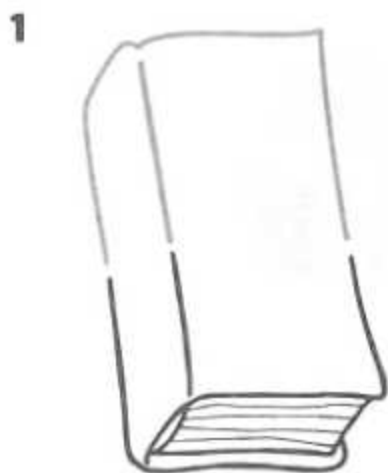
What is it?      It's a ruler.

What are they?      They're crayons.

## 9 Trace.



What is it?



It's a book.

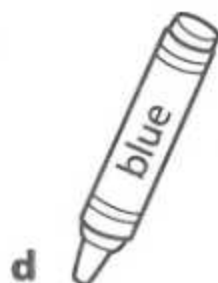
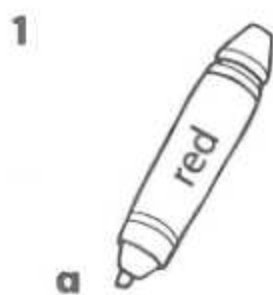


It's a desk.



It's a backpack.

## 10 Listen and circle. Then color.




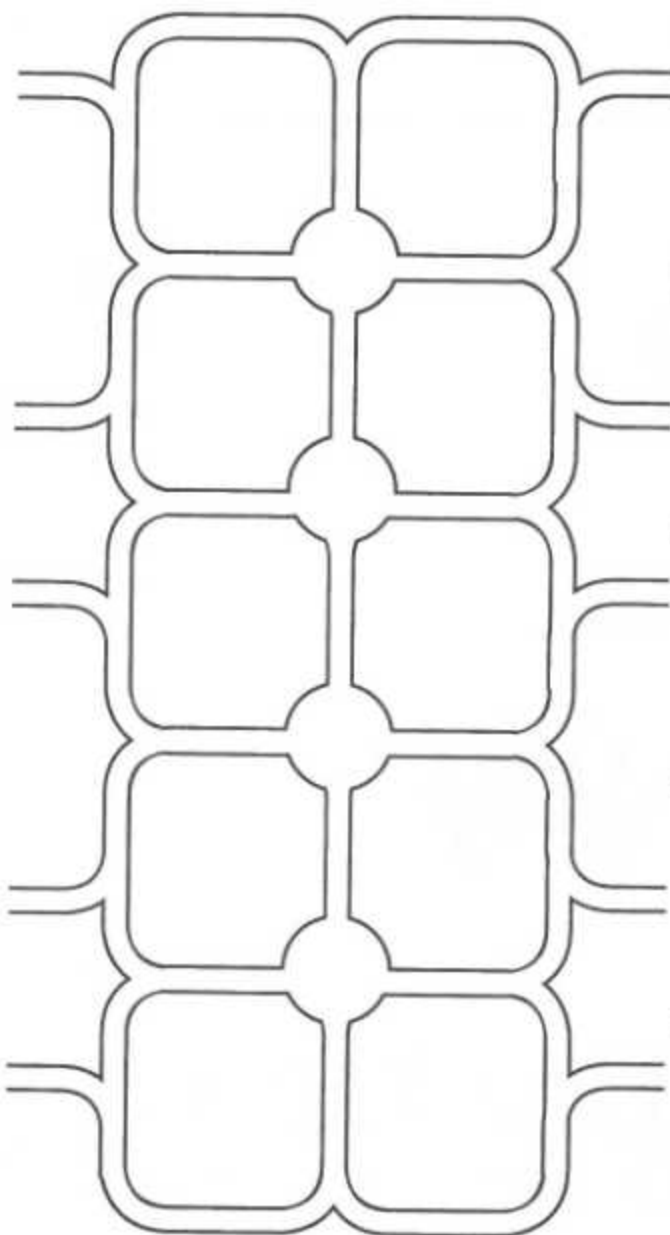


What are they?

They're...



**11** Match and say.




How did I do?







**12** Connect numbers 1 to 10. Count and write.

8 ●




● 7





● 9    \_\_\_ pens            \_\_\_ books            \_\_\_ pencils

● 10




● 2    ● 3




● 1    ● 4    ● 5    ● 6

**13** Count and write.


1




2



3



4



\_\_\_ erasers    \_\_\_ markers    \_\_\_ rulers    \_\_\_ desk



I have 3 green pens and 1 red pen.  
How many pens do I have?  
I have \_\_\_\_\_ pens.



14 Find and circle **a**, **t**, **p**, and **n**.

<b>a</b>	<b>p</b>	<b>c</b>	<b>t</b>
<b>o</b>	<b>a</b>	<b>p</b>	<b>n</b>
<b>s</b>	<b>t</b>	<b>n</b>	<b>a</b>

15 Read and circle **a**, **t**, **p**, and **n**.

1     2     3     4

16 Match the words with the same sounds.

1 nap	a pen
2 pan	b and
3 ant	c nip

17 Listen and chant.

Pat the ant  
Has a tan.  
Pat the ant  
Takes a nap.



18 Read and write.

Please you welcome

1  
Thank you.



You're \_\_\_\_\_.

2  
\_\_\_\_\_ sit down.



Thank \_\_\_\_\_.

19 Draw.

I'm polite in school.





## 20 Read, draw, and color.



1 I have a pencil. It's yellow.



2 I have a desk. It's blue.



3 I have three markers.  
They're red.



4 I have two books.  
They're green.

## 21 Read and circle.




1 What is it?  
**It's / They're** a ruler.



2 What are they?  
**It's / They're** backpacks.



3 What is it / are they?  
It's a chair.



4 What is it / are they?  
They're erasers.



# 2

# My Family

## Vocabulary

1 Read and match.

grandmother

sister

grandfather



father

brother

mother

 Listen and circle. Then sing.

## I Love My Family



My family, my family!

I love my family.



See them in this picture.

They mean so much to me.

My **father** / **brother**, my **mother** / **sister**!

My **sister** / **father**, my **brother** / **mother**!

We have so much fun.

They're number one.



My family, my family!

I love my family.



I love them and they love me,

That's why we're family!

 Draw your mother and father. Then write.



She's my \_\_\_\_\_.

He's my \_\_\_\_\_.

How did I do?





**4** Read and point. Then read and circle.

**A Big Family**



I have...

- a one brother and two sisters.
- b one brother and one sister.
- c two brothers and one sister.



Look at 4 and ✓ Tim's family.







 Listen and write the number.



How did I do?



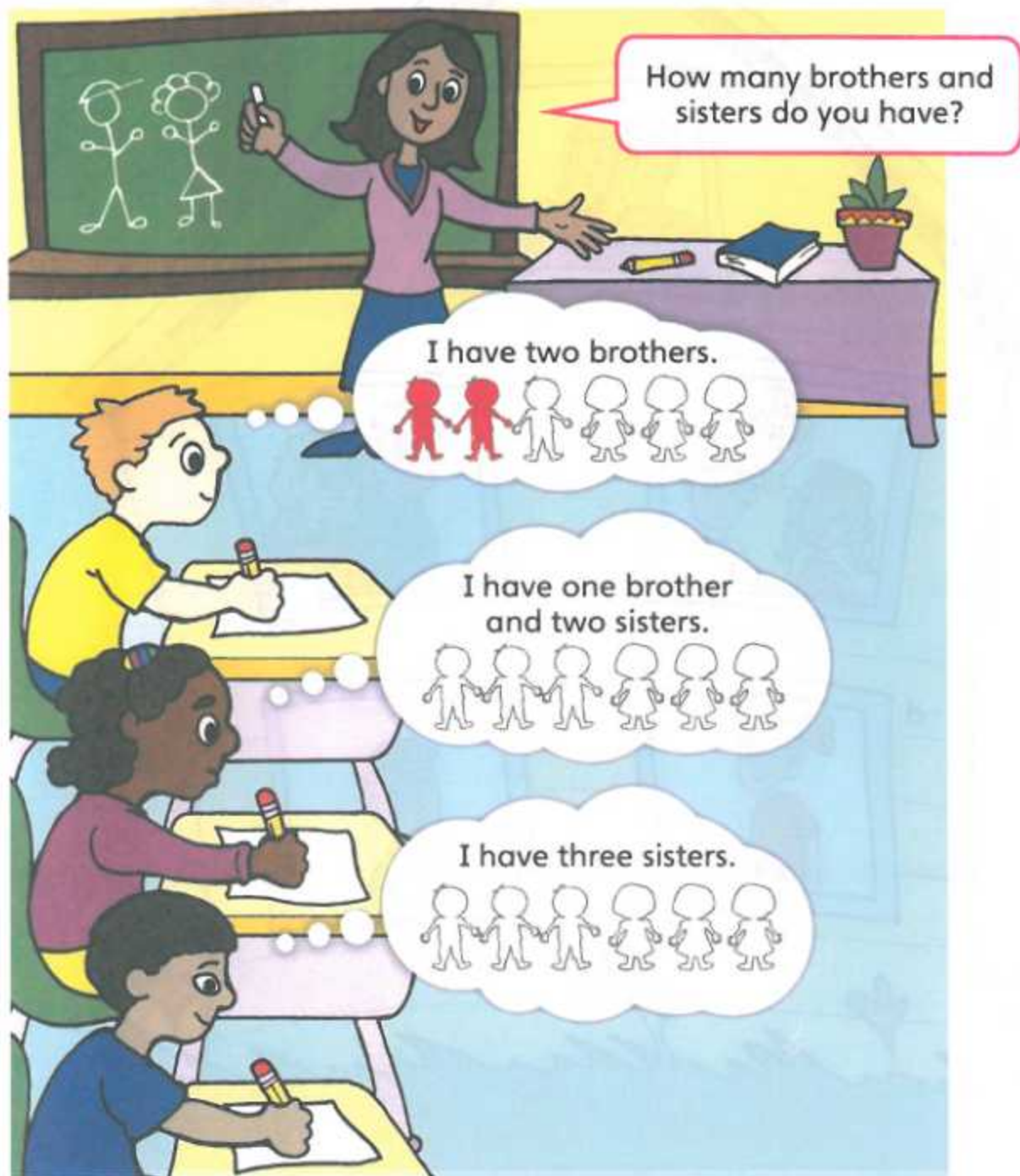


How many brothers and sisters do you have?

I have one brother.

I have two sisters.

## 6 Read, count, and color.





**7 Trace and match.**

How many \_\_\_\_\_ brothers  
and sisters do you have?

I have \_\_\_\_\_  
four brothers.

I have \_\_\_\_\_  
two sisters.



How did I do?



**8** Look, read, and match.

1



2



3



4



a boy

b man

c woman

d girl



**9** Look. Then listen, read, and circle.



This is my family.

I am a <sup>1</sup>**boy / girl**. My name's Ian.

This <sup>2</sup>**man / boy** is my father. This <sup>3</sup>**girl / woman** is my mother.

This <sup>4</sup>**boy / baby** is my brother. This <sup>5</sup>**girl / boy** is my sister.

This <sup>6</sup>**girl / woman** is my grandmother, and this is my grandfather.



Are you a boy  
or a girl?

I'm a \_\_\_\_\_.



10 Find and circle **i, s, b, and d.**

<b>i</b>	<b>p</b>	<b>b</b>	<b>t</b>
<b>s</b>	<b>b</b>	<b>d</b>	<b>n</b>
<b>s</b>	<b>d</b>	<b>i</b>	<b>a</b>

11 Read and circle **i, s, b, and d.**

1     2     3     4

12 Match the words with the same sounds.

1 dad	a sad
2 in	b dip
3 sit	c it

13 Listen and chant.

Don't sit, sit, sit  
On a pin, pin, pin.  
It's bad, bad, bad  
To sit on a pin!





**14** Listen, read, and match.



a Tommy helps his mother.

b Pam helps her brother.



**15** Draw.

I can help!



## 16 Read and match.

She's

He's

They're

my brothers.

my mother.

my sisters.

my father.

## 17 Look, match, and say.

1



a man

2



b girl

3



c woman

4



d boy

## 18 Draw your family. Then say.

This is my family.



# 3

# My Body

## Vocabulary

### 1 Look and match.

eye

nose

foot

leg

hand

toes



head

hair

ear

mouth

fingers

arm

### 2 Draw your friend. Then label the parts of the body.





**3** Listen and circle. Then sing.

## My Body Song

Do you have two **eyes** / **ears**?  
Do you have one **mouth** / **nose**?

Do you have two eyes?  
Yes, I do. Yes, I do.

I have ten **fingers** / **toes**.  
I have ten toes.

I have two **hands** / **feet**  
And one big nose!

And do you have long **hair** / **legs**?  
And do you have short **hair** / **arms**?  
And do you have small hands?  
I sing my body song, my body song,  
I sing my body song again!



**4** Read and write.

one    ten    ten    two    two

- 1 I have \_\_\_\_\_ fingers.
- 2 I have \_\_\_\_\_ nose.
- 3 I have \_\_\_\_\_ toes.
- 4 I have \_\_\_\_\_ ears.
- 5 I have \_\_\_\_\_ eyes.



How did I do?



## 5 Read and match.

a Yes, he does!  
Bobo has one eye!

b No. My teddy bear  
has small ears.

### Lost Teddy Bear



## 6 Read and circle Yes or No.



- |                              |     |    |
|------------------------------|-----|----|
| 1 Is Bobo green?             | Yes | No |
| 2 Does Bobo have small ears? | Yes | No |
| 3 Does he have long legs?    | Yes | No |
| 4 Does he have one eye?      | Yes | No |

Read, write, and circle. Then draw.

This is \_\_\_\_\_. He's my favorite teddy bear.

He has big / small eyes.






He has big / small ears.

He has short / long legs.





**THINK  
BIG**



## 7 Read and match.

1			It has big eyes.
2			It has short legs.
3			It has a small head.
4			It has a long neck.

## 8 Listen and ✓.

1	a 	<input type="checkbox"/>	b 	<input type="checkbox"/>
2	a 	<input type="checkbox"/>	b 	<input type="checkbox"/>


How did I do?





Does she <b>have</b> long hair?	Yes, she <b>does</b> .
Does he <b>have</b> short hair?	No, he <b>doesn't</b> .
Does it <b>have</b> a small head?	Yes, it <b>does</b> .
Does it <b>have</b> a big head?	No, it <b>doesn't</b> .

## 9 Connect numbers 1 to 10. What is it?



## 10 Look at 9. Read and circle.

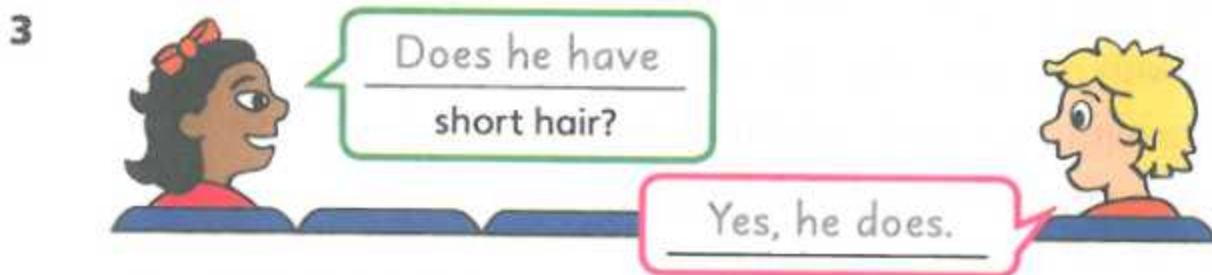
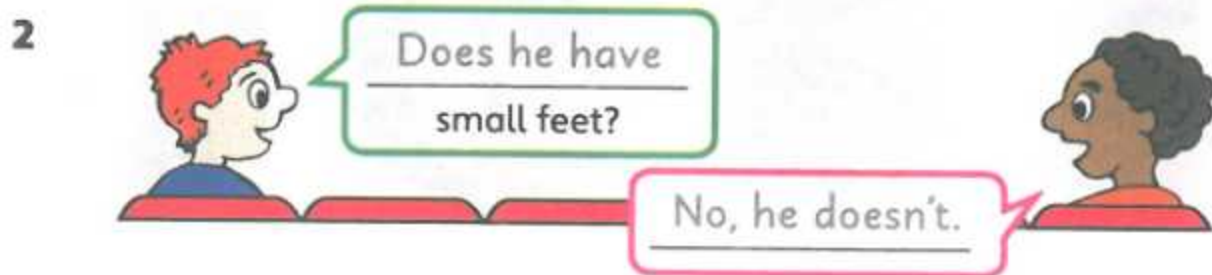
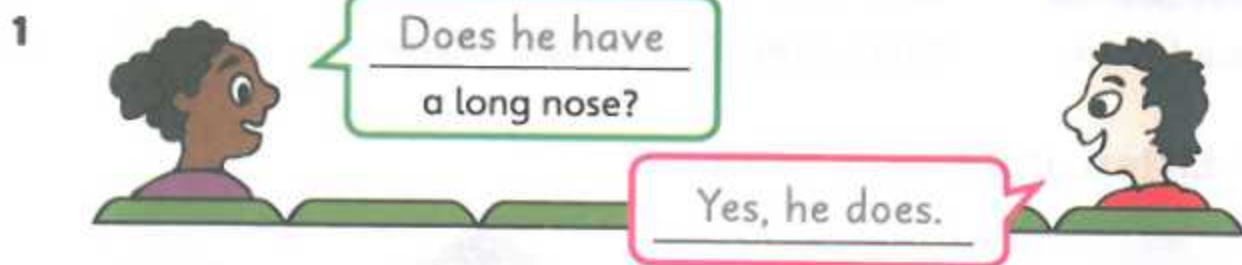
1  Does it have long ears? **Yes, it does. / No, it doesn't.**

2  Does it have small eyes? **Yes, it does. / No, it doesn't.**

3  Does it have a big nose? **Yes, it does. / No, it doesn't.**



**11** Read and trace.



**12** Look at 11. Read and circle.

- 1 Does Meg have short hair?  
**Yes, she does. / No, she doesn't.**
- 2 Does Meg have big eyes?  
**Yes, she does. / No, she doesn't.**

How did I do?



**13** Look and circle.



see / hear



taste / smell

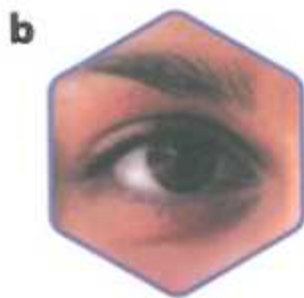
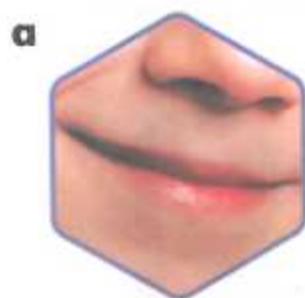


see / taste



hear / smell

**14** Listen, read, and write.



- 1 I hear with my ears. I hear a song.
- 2 I see with my eyes. I see a star.
- 3 I taste with my mouth. I taste ice cream.
- 4 I smell with my nose. I smell flowers.


**THINK  
BIG**

I see...

I smell...

I taste...

I hear...



15 Find and circle **e, c, g, and m**.

g e b m  
a c g s  
m t e c

16 Read and circle **e, c, g, and m**.

1 gas 2 map 3 cap 4 pen

17 Match the words with the same sounds.

1 get a cat  
2 mat b map  
3 cap c gas

18 Listen and chant.

The cap is on the cat.  
The cat goes on the map.  
The pen goes on the bed.



**19** Listen and match. Then sing.

## Keep Clean



**1**  
Every day  
Before I eat  
And after I play,  
I wash my hands.



**a**



**2**  
With a lot of soap  
It's easy, you see.  
Rinse with water  
Just like me.

**b**



**3**  
Dry them well and  
Sing this song.  
Keep your hands clean  
All day long!

**c**



**20** Draw.

I keep  
clean.



## 21 Read and circle.



1

Does he have a long nose?

Yes, he does. / No, he doesn't.

2

Does he have big feet?

Yes, he does. / No, he doesn't.

3

Does he have long hair?

Yes, he does. / No, he doesn't.

## 22 Look and write.

eye    finger    leg    mouth    nose



How did I do?






1 Look, find, and number. 🔍

THINK BIG

🔍 CLASS

- 1 crayons
- 2 erasers
- 3 pens
- 4 rulers

2 Look and ✓.  
Tom has:



My List

- pens
- pencils
- erasers
- a ruler

3 Think and draw. Tom **doesn't** have:



4 Work in groups and share.

**Q FAMILY**

- 5 father
- 6 mother
- 7 sister

**Q BODY**

- 8 arm
- 9 eye
- 10 hand





## 4

## My Favorite Clothes

## Vocabulary

## 1 Color. Then match.

a red blouse

blue pants

a yellow jacket



yellow boots

a blue skirt

red shoes

green gloves

## 2 Draw and label.

My Favorite Clothes





 Listen and circle. Then sing.

## What Are You Wearing?


What are you wearing?  
I'm wearing a **T-shirt** / **shirt**.

What are you wearing?  
I'm wearing a **skirt** / **blouse**.

What's he wearing?  
He's wearing new **pants** / **shorts**.

What's he wearing?  
He's wearing old **shoes** / **boots**.

What's she wearing?  
She's wearing a **red** / **blue** hat.  
What's she wearing?  
She's wearing **black** / **pink** shoes.



How did I do?



## 4 Match. Then read and color.

### My Favorite Hat!







Which clothes are the same? Circle.

**THINK BIG**



**5** Listen and ✓.



**6** Look, read, and circle.



How did I do?





What **are** you **wearing**?


I'm **wearing** a green hat.

What's he/she **wearing**?

He's/She's **wearing** blue pants.

## 7 Color and write.

g = green   b = brown   r = red   y = yellow   p = purple   o = orange




- 1 He's wearing an orange \_\_\_\_\_.
- 2 He's wearing a yellow \_\_\_\_\_.
- 3 He's wearing purple \_\_\_\_\_.
- 4 He's wearing brown \_\_\_\_\_.
- 5 He's wearing green \_\_\_\_\_.

gloves  
hat  
pants  
shirt  
shoes



**8 Match. Then say. Use He's wearing or She's wearing.**



**9 What are you wearing? Write.**

orange    black    green    yellow    white    brown

pants    a skirt    boots    shoes    a shirt    a blouse

- 1 I'm wearing \_\_\_\_\_.
- 2 I'm wearing \_\_\_\_\_.
- 3 I'm wearing \_\_\_\_\_.



**10** Look and circle.

1



cold / hot

2



hot / dry

3



dry / wet

4



wet / cold

**105**  
**11**

Find and write. Then listen and circle.

It's cold in the \_\_\_\_\_.  
I'm wearing my **hat / T-shirt.**



desert    jungle    mountains

It's hot in the \_\_\_\_\_.  
I'm wearing my **shorts / jacket.**



It's wet in the \_\_\_\_\_.  
I'm wearing my **shoes / boots.**



**THINK BIG**

It's wet. What's she wearing? Circle.

dress    jacket    pants    shoes  
boots    hat    shirt    gloves





12 Find and circle **o**, **k**, and **ck**.

a ck c k  
th a sh o  
k c p ck

13 Read and circle **o**, **k**, and **ck**.

1 on 2 kid 3 sock 4 dog

14 Match the words with the same sounds.

1 pot a pick  
2 neck b kite  
3 kid c dog

15 Listen and chant.

Put on your socks,  
Put on your shorts.  
Kick the ball,  
Kick, kick, kick!



How did I do?



**16** Look, read, and write.


dress shirt



They're wearing traditional clothes from the Philippines. He's wearing a \_\_\_\_\_ and she's wearing a \_\_\_\_\_.

**17** Draw.

I'm wearing traditional clothes.



# Review

## 18 Look and write.

blouse boots dress gloves hat  
jacket pants shirt shoes skirt socks



1 \_\_\_\_\_



2 \_\_\_\_\_



3 \_\_\_\_\_



4 \_\_\_\_\_



5 \_\_\_\_\_



6 \_\_\_\_\_



7 \_\_\_\_\_



8 \_\_\_\_\_



9 \_\_\_\_\_



10 \_\_\_\_\_



11 \_\_\_\_\_

How did I do?





# 5

# Busy at Home

## Vocabulary

1 Look, read, and match.



- 1 She's combing her hair.
- 2 She's drinking, and he's reading.
- 3 He's taking a bath.
- 4 He's making lunch.
- 5 He's eating.



 **2 Listen and write. Then sing.**

breakfast   face   hair  
lunch   phone   teeth

## What Are You Doing?

I'm brushing my <sup>1</sup> \_\_\_\_\_.

I'm combing my <sup>2</sup> \_\_\_\_\_.

 I'm busy. I'm busy.  
What are you doing?


I'm eating my <sup>3</sup> \_\_\_\_\_.

I'm washing my <sup>4</sup> \_\_\_\_\_.

I'm busy. I'm busy.  
What are you doing?

I'm talking on the <sup>5</sup> \_\_\_\_\_.

I'm making my <sup>6</sup> \_\_\_\_\_.

 I'm busy. I'm busy.  
What are you doing?

**Chorus**

**3 Draw.**

He's taking a bath.

She's playing.

How did I do?



## 4 Read and write.

### Fun at Home



1 What are they doing?  
They're \_\_\_\_\_.



2 What is Patrick doing?  
He's \_\_\_\_\_.



3 What's she doing?  
She's \_\_\_\_\_.

**THINK BIG**

Read, write,  
and draw.

What are you and  
your friend doing?

We're \_\_\_\_\_  
\_\_\_\_\_.



## 5 Look and color around the rooms.




kitchen



living room



bedroom



bathroom



dining room



## 6 Look at 5. Read and circle.

1



She's in the **bathroom** / **bedroom**.

2



She's in the **living room** / **kitchen**.

3



She's in the **bedroom** / **dining room**.



موسسه زبان دهخدا  
dehkhodaedu.com

How did I do?


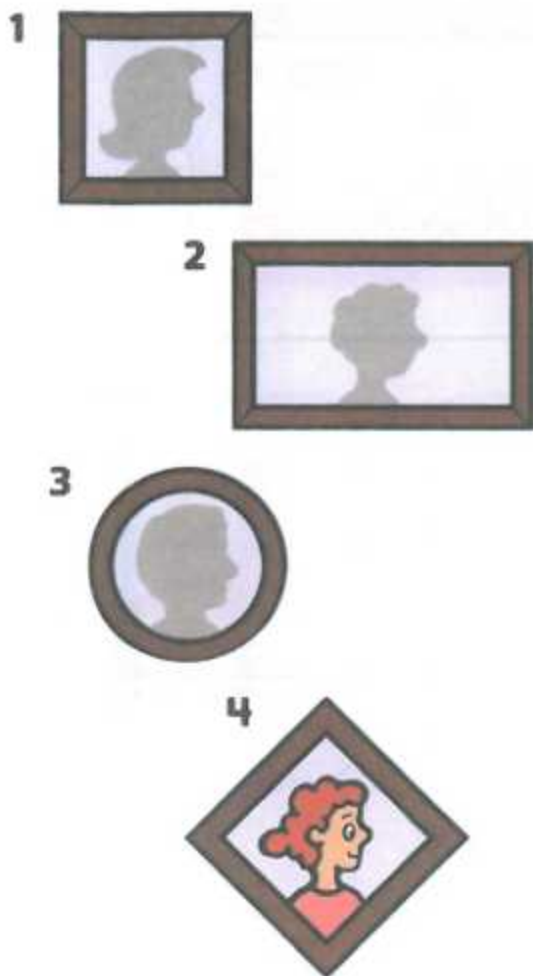


**Where's Dylan?** He's in the dining room.

**Where's Pam?** She's in the living room.

**Where are you?** I'm in the bedroom.

**7** Listen and match.



**8** Look at 7. Write **He's**, **I'm**, or **She's**.

- 1 Where's your father? \_\_\_\_\_ in the kitchen.
- 2 Where's your mother? \_\_\_\_\_ in the bedroom.
- 3 Where are you? \_\_\_\_\_ in the living room.



Listen. Write the number.



10 Look at 9. Write.

dining room    kitchen

- 1 Where's Ana?  
She's in the \_\_\_\_\_.
- 2 Where's her father?  
He's in the \_\_\_\_\_.

11 Draw. Where are you?



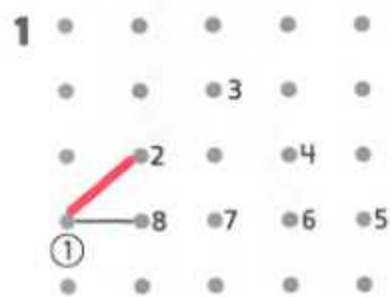
I'm in the \_\_\_\_\_.





**12** Draw lines and connect the numbers. Then write.

triangle square rectangle



**13** Count and write the number.



How many circles? \_\_\_\_\_



How many triangles? \_\_\_\_\_

**THINK BIG**

Find and draw four things in your house that are a square, a circle, a triangle, and a rectangle.



14 Find and circle **u**, **f**, and **ff**.

<b>ck</b>	<b>f</b>	<b>p</b>	<b>f</b>
<b>u</b>	<b>ff</b>	<b>k</b>	<b>s</b>
<b>t</b>	<b>ff</b>	<b>u</b>	<b>i</b>

15 Read and circle **u**, **f**, and **ff**.

1     2     3     4

16 Match the words with the same sounds.

- |       |        |
|-------|--------|
| 1 sun | a fan  |
| 2 off | b up   |
| 3 fog | c puff |

133 **17** Listen and chant.

We're having fun,  
Running in the sun.  
Up, up, up!  
Puff, puff, puff!



135  
18

Listen and write.

cleaning    drying    helping    washing



1 She's \_\_\_\_\_ her room.



2 She's \_\_\_\_\_ the dishes.



3 He's \_\_\_\_\_ the dishes.



4 She's \_\_\_\_\_ her mom.

19

Draw.

I'm helping at home.





## 20 Look, read, and match.



**1** I'm brushing my teeth.

**2** I'm combing my hair.

**3** I'm washing my face.

**4** I'm eating.

**5** I'm taking a bath.

**6** I'm talking on the phone.

**7** I'm drawing.

**8** I'm reading.

**9** I'm playing.

**10** I'm making lunch.



# 6

# On the Farm

## Vocabulary

1 Look and write. Then circle.

1



cow   duck   horse

It's a \_\_\_\_\_.

It's **eating** / flying.

2



It's a \_\_\_\_\_.

It's **sleeping** / running.

3



It's a \_\_\_\_\_.

It's **running** / flying.

**2** Listen and match. Then sing.

## Look at the Animals

a



b



c



d



Look over here!  
Look over there!  
There are animals  
Everywhere!

What is it?  
It's a **duck**.  
What's it doing?  
It's flying up high!

What is it?  
It's a **dog**!  
What's it doing?  
It's jumping with the **frogs**!

What are they?  
They're **goats**!  
What are they doing?  
They're eating some oats!

**Chorus**

**3** Write. Then draw.

This is my favorite  
farm animal. Look.

It's a \_\_\_\_\_.

How did I do?





## 4 Read and number.

### It's Eating Your Skirt!



Oh, no! It's eating your skirt!

They're running.

It's jumping.

It's flying.

**THINK BIG**

Which sentence is wrong? Check (✓) or cross (X).

The frog is jumping.

The cat is flying.

The horse is running.






Listen and number.



6

Look and write.

eating    flying    jumping    running



1 It's \_\_\_\_\_.



2 It's \_\_\_\_\_.



3 It's \_\_\_\_\_.



4 It's \_\_\_\_\_.

How did I do?





What's the duck **doing**?

It's **swimming**.

What **are** the cows **doing**?

They're **eating**.

What's he/she **doing**?

He's/She's **running**.

## 7 Look, read, and circle.



1 **It's / They're** jumping.



2 **It's / They're** eating.



3 **It's / They're** flying.




4 **It's / They're** running.

## 8 Draw.

What's the cat doing?

It's sleeping.





9

### Look and write.

eating flying jumping running sleeping

What are they doing?

1 They're

\_\_\_\_\_

2 It's

\_\_\_\_\_

3 They're

\_\_\_\_\_

4 It's

\_\_\_\_\_

5 They're

\_\_\_\_\_




How did I do?





**Listen. Then color, match, and circle.**

1 This cow is...



2 This hen is...



3 This dog is...



4 This cat is...



A baby hen is called a **calf** / **chick**.

A baby dog is called a **kitten** / **puppy**.

A baby cat is called a **calf** / **kitten**.

A baby cow is called a **puppy** / **calf**.

**11** What's your favorite baby animal? Write and draw.

My favorite baby animal is a \_\_\_\_\_.

A \_\_\_\_\_ is a baby \_\_\_\_\_.



Circle the picture that is wrong.



12 Find and circle **r**, **h**, and **j**.

g	h	r	j
a	h	o	t
m	r	j	c

13 Read and circle **r**, **h**, and **j**.

1     2     3     4

14 Match the words with the same sounds.

- |       |        |
|-------|--------|
| 1 red | a hut  |
| 2 hen | b rock |
| 3 jam | c job  |

15 Listen and chant.

A red hen in  
A red hat  
Is eating red jam.  
Run, red hen, run!





158  
16

Listen and match. Then write.

brushing    feeding    playing    walking



1 I'm \_\_\_\_\_ the dog.


2 I'm \_\_\_\_\_ with the cat.

3 I'm \_\_\_\_\_ the hens.

4 I'm \_\_\_\_\_ the horse.

17 Draw.

I'm playing  
with the cat.



## 18 Look, read, and circle.



1 It's a **dog** / cat.



2 It's a **goat** / dog.

3 It's a **cow** / sheep.



4 It's a **frog** / sheep.

5 It's a **turtle** / horse.

6 It's a **chicken** / horse.



## 19 Listen and ✓. Then write.

flying    jumping    swimming



They're \_\_\_\_\_.




It's \_\_\_\_\_.



They're \_\_\_\_\_.

How did I do?



1 Look, find, and number. 

**THINK BIG**

 **CLOTHES**

- 1 dress
- 2 shoes
- 3 pants
- 4 shirt

2 Look and ✓. What is Sue wearing?



- a hat
- a T-shirt
- boots
- pants
- a jacket

3 Look at 1 and draw. What other animals can you see?



4 Work in groups and share.






**Q AT HOME**

- 5 reading
- 6 talking on the phone
- 7 drinking

**Q ANIMALS**

- 8 cat
- 9 duck
- 10 turtle



## 7

## Party Time

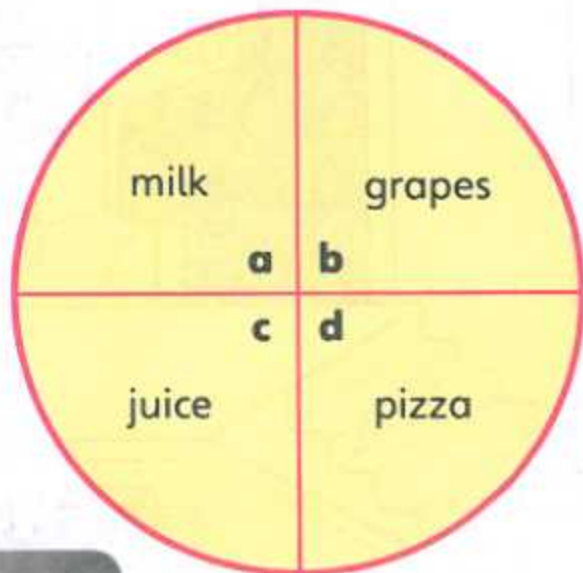
## Vocabulary

## 1 Match.

1



2



3



4



## 2 Look at 1. Write.

1 She has \_\_\_\_\_.

2 He has \_\_\_\_\_.

3 They have \_\_\_\_\_.

4 She has \_\_\_\_\_.

 موسسه زبان دهخدا  
 dekhodaedu.com




**3** Listen and number. Then sing.

a



## It's My Birthday Party!

b



c



Welcome, friends.  
Please sit down.  
It's my birthday party!  
With games and a clown!

We have pizza, **hot dogs**,  
**Salad**, too.

d



Apples, **cake**,  
And **ice cream** for you!

e



Or put a **hamburger**  
On your plate.  
With juice or **milk**  
It'll taste great.

f



Thanks for the presents.  
What a great day!  
Let's eat and drink  
And play, play, play.

**4** Draw.

I have pizza,  
salad, and juice.



How did I do?





## 5 Read and write.

### How Many More Days?



1 Tim's party is on \_\_\_\_\_.



2 Tim has \_\_\_\_\_.



3 Maria has \_\_\_\_\_.



4 Patrick has \_\_\_\_\_  
and \_\_\_\_\_.



Write the days in order. What day is it today? Circle.

\_\_\_\_\_ Monday \_\_\_\_\_  
Thursday \_\_\_\_\_ Saturday



## 6 Look and write.

I have apples and oranges. I have pizza.



## 7 Read and draw.

1 I have salad and hot dogs.



2 I have ice cream and fruit.



How did I do?



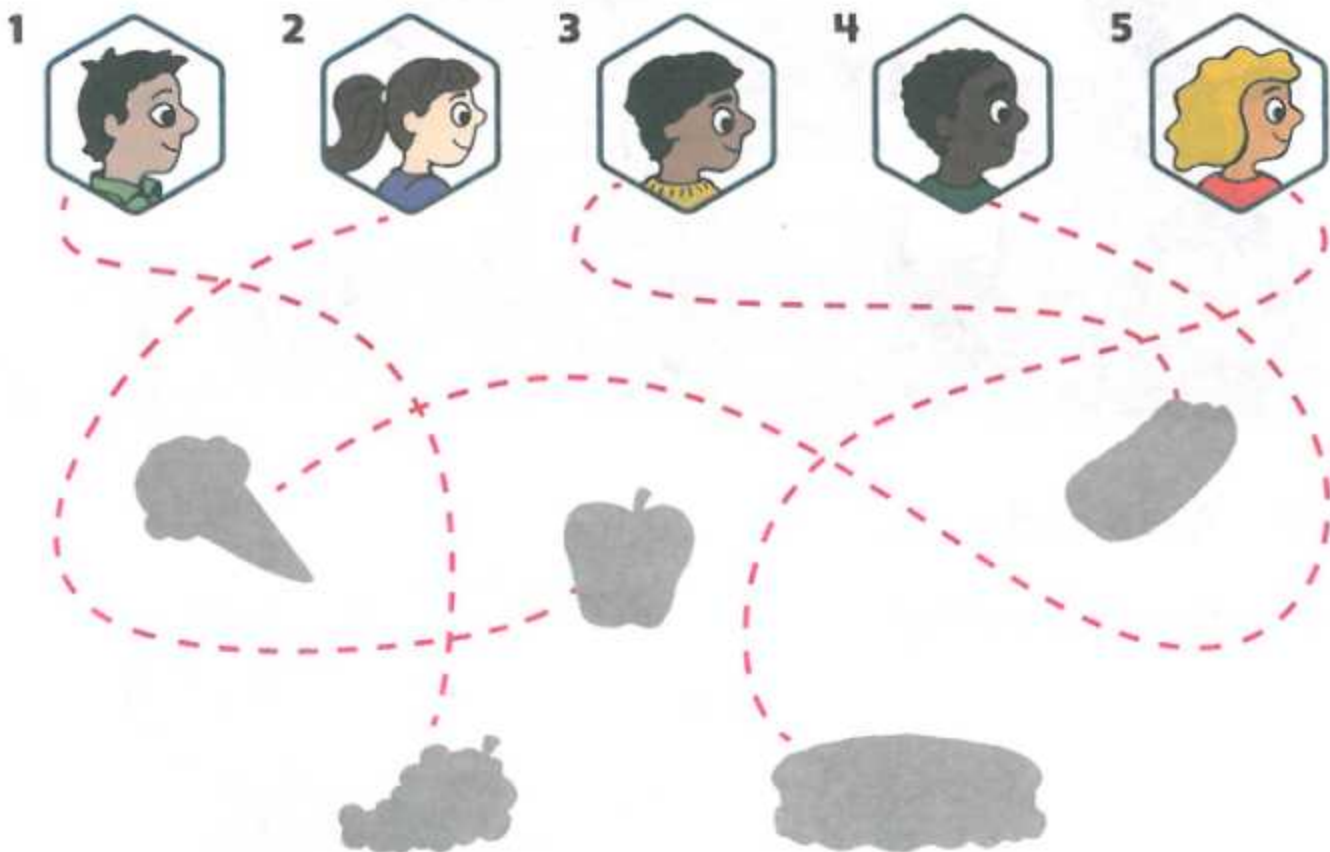


What **does** he **have**? He **has** milk.

What **do** you **have**? I **have** juice.

## 8 Look and match. Then write.

cake grapes ice cream an apple a hot dog



- 1 What does he have? He has \_\_\_\_\_.
- 2 What does she have? She has \_\_\_\_\_.
- 3 What does he have? He \_\_\_\_\_.
- 4 What does he have? \_\_\_\_\_
- 5 What does she have? \_\_\_\_\_





Listen and match. Then write.

1 I have pizza.

2 I \_\_\_\_\_.

3 I \_\_\_\_\_.

4 I \_\_\_\_\_.

5 I \_\_\_\_\_.

Labels: pizza, a salad, juice, a sandwich, a hamburger.

10 Look and write.



1 What does he have?  
He has a \_\_\_\_\_  
and \_\_\_\_\_.



2 What does she have?  
She has a \_\_\_\_\_  
and \_\_\_\_\_.




**11** Look and write.

chips chocolate cookies fries salt sugar

1



2



3



4



5



6



**12** Listen, read, and circle.

Some foods are salty, and some are sweet. Chocolate is my favorite <sup>1</sup>salty / **sweet** food, and pizza is my favorite <sup>2</sup>salty / **sweet** food.

Fries are <sup>3</sup>salty / **sweet**, and chips are <sup>4</sup>salty / **sweet**, too. They have <sup>5</sup>salt / **sugar** on them.

Cookies, cake, and ice cream are all <sup>6</sup>salty / **sweet**. They have <sup>7</sup>salt / **sugar** in them.



Draw and write.



\_\_\_\_\_  
sweet.



\_\_\_\_\_  
salty.



13 Find and circle **l**, **ll**, **v**, and **w**.

<b>l</b>	<b>l</b>	<b>v</b>	<b>o</b>
<b>ll</b>	<b>t</b>	<b>a</b>	<b>v</b>
<b>t</b>	<b>w</b>	<b>l</b>	<b>p</b>

14 Read and circle **l**, **ll**, **v**, and **w**.

1     2     3     4

15 Match the words with the same sounds.

- |        |        |
|--------|--------|
| 1 let  | a sell |
| 2 bell | b leg  |
| 3 vet  | c win  |
| 4 we   | d van  |

16 Listen and chant.

Let's ring the bell  
For the vet  
With the van!





**17 Write.**

Birthday    Father's Day    New Year

1



Happy \_\_\_\_\_!

Thank you.  
Happy New Year to you!



2



Happy \_\_\_\_\_!  
I have a present for you.

Thank you.



3



Happy \_\_\_\_\_,  
Dad!

Thank you.  
It's in one more day!



**18 Choose and draw.**

- It's...
- my birthday.
  - Father's Day.
  - New Year's Day.



## 19 Look and write questions and answers.



- 1 What \_\_\_\_\_  
you have?  
I have  
\_\_\_\_\_.



- 2 What does he  
\_\_\_\_\_?  
He has  
\_\_\_\_\_.



- 3 What \_\_\_\_\_  
she \_\_\_\_\_?  
\_\_\_\_\_ has  
juice.

## 20 Color. Then match and read.

- 1 I have  **a** apples.

- 2 Mom has  **b** cake.

- 3 Dad has  **c** ice cream.

## 21 Read and circle.

- We **have** / **has** a pet.
- Sally **have** / **has** soup on her birthday.
- My grandmother **have** / **has** five hens.
- My dog **have** / **has** four puppies.



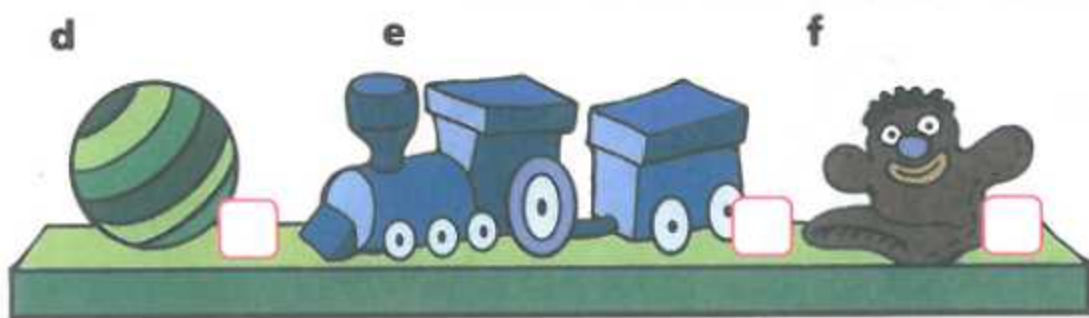

## 8

## Fun and Games

## Vocabulary



Listen and number.



2

Look at 1. Write.

action figure    ball    blocks    car    puppet    train

a This is my \_\_\_\_\_.

b These are my \_\_\_\_\_.

c This is my \_\_\_\_\_.

d This is my \_\_\_\_\_.

e This is my \_\_\_\_\_.


f This is my \_\_\_\_\_.







Listen and circle. Then sing.



## What's In Your Toy Box?



Kim, what's in your toy box?  
Do you have an **airplane** / **bike**?  
No, but this is my blue **car** / **game**.  
And where's my gray train?

Kim, what's on your toy shelf?  
Do you have a **ball** / **doll**?  
Yes, yes, here it is.  
And here's my purple **doll** / **car**.

Kim, what's on your table?  
Do you have **big blocks** / **stuffed animals**?  
Yes, and these are my **puppets** / **trains**.  
My favorite's Mr. Fox!



These are my favorite toys,  
Purple, green, and gray.  
I share my toys with my friends.  
And I play every day!



4

Draw toys.  
Then write.

This is my

\_\_\_\_\_

and my

\_\_\_\_\_



How did I do?



5 Read and circle.

Where Are My Toys?

Dad, where's my doll?



It's under the table, Jane.



Oh, and where are my action figures?

Here they are. They're on the couch.



- 1 Where's the doll?  
It's **in** / **under** the table.
- 2 Where are the action figures?  
They're **on** / **under** the couch.

Look. Circle three differences.

THINK BIG



I'm playing with my friends!



I'm playing with my dolls!



## 6 Read and number.

1 It's under the desk.

2 They're on the shelf.

3 It's in the toy box.



## 7 Write in, on, or under.



1 \_\_\_\_\_



2 \_\_\_\_\_



3 \_\_\_\_\_



4 \_\_\_\_\_



5 \_\_\_\_\_



6 \_\_\_\_\_

## 8 Read and draw.

The book is on the table.  
The cat is under the table.



How did I do?





**Where's the ball?**

It's **in** the toy box.  
It's **on** the shelf.  
It's **under** the table.

**Where are the skates?**

They're **under** the desk.  
They're **on** the couch.



**Listen and circle in, on, or under.**



1 in on

2 on under

3 on under

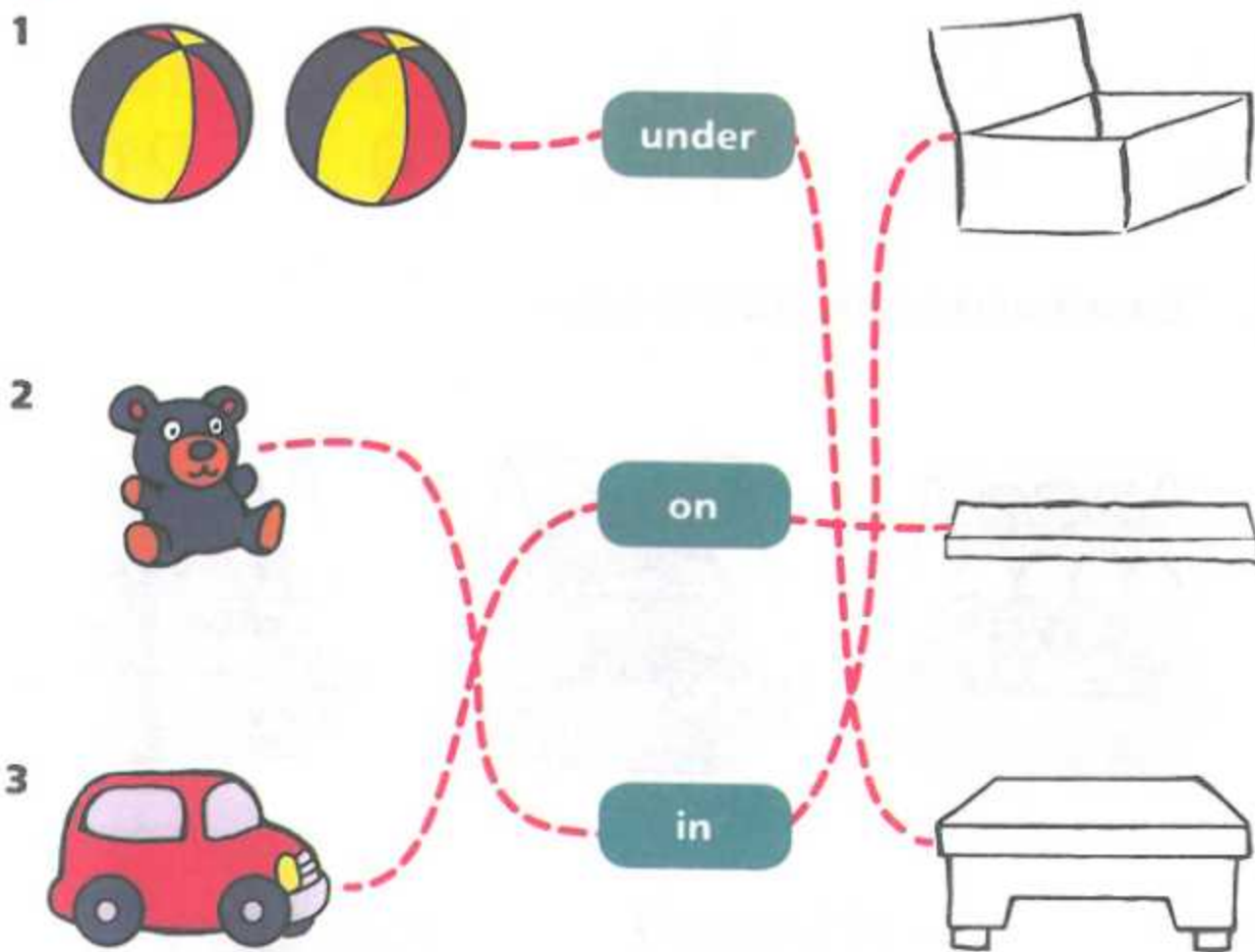
4 in on

5 on in

6 under on



**10** Join and draw.



**11** Look at 10 and circle.


- 1 Where are the balls?  
The balls are **in** / **on** / **under** the table.
- 2 Where is the stuffed animal?  
The stuffed animal is **in** / **on** / **under** the toy box.
- 3 Where is the car?  
The car is **in** / **on** / **under** the shelf.




**12** Trace.

11      12      13      14      15  
 16      17      18      19      20

**13** Count and write. How many?



\_\_\_\_\_ balls



\_\_\_\_\_ cars



\_\_\_\_\_ trains



\_\_\_\_\_ airplanes



\_\_\_\_\_ games





14 Find and circle **qu**, **x**, and **y**.

p i      p      qu      x      s  
 x      g      w      s      y  
 i      j      qu      hu      y

15 Read and circle **qu**, **x**, and **y**.

1       2       3       4

16 Match the words with the same sounds.

- |         |         |
|---------|---------|
| 1 quick | a yes   |
| 2 fox   | b box   |
| 3 yum   | c quack |

17 Listen and chant.

Six quick foxes,  
In a yellow box!



**18 Match.**



**1**

OK. Thank you!

**2**

Sharing is fun!


**3**

Here's my car. Let's share.

**19 Draw.**

Here's my

\_\_\_\_\_  
Let's share.



## 20 Look and match. Then read.

John's toys



a action figure

b ball

c blocks

d airplane

e bike



## 21 Listen and number.



## 22 Look at 21. Count and write.

How many toys can you see? I can see \_\_\_\_ toys.

How did I do?





# 9

# Play Time

## Vocabulary

1 Follow the path. Write.

catching  
jumping  
singing

dancing  
kicking  
skating

hitting  
riding  
throwing



1 \_\_\_\_\_

2 \_\_\_\_\_

3 \_\_\_\_\_



5 \_\_\_\_\_

4 \_\_\_\_\_

6 \_\_\_\_\_



7 \_\_\_\_\_

9 \_\_\_\_\_



8 \_\_\_\_\_



**2** Listen and sing. Then match.

1



2



## Play Time Is Cool!

We like play time at our school.  
Singing and dancing,  
Throwing and catching.  
Play time is cool at our school!

I'm **throwing** the ball.  
It's so much fun!  
Are you hitting and running?  
Yes, and it's fun.

We're **kicking** the ball  
And trying to score.  
It's so much fun.  
Let's play some more.

**Chorus**

3



4



**3** Look at 2 and write.

1 She is \_\_\_\_\_ the ball.

2 He is \_\_\_\_\_ the ball.

3 She is \_\_\_\_\_.

4 She is \_\_\_\_\_ the ball.

**4** What are you doing?  
Draw and write.

I'm \_\_\_\_\_  
\_\_\_\_\_



موسسه زبان دهخدا  
dehkhodaedu.com

How did I do?





## 5 Read and write.

### I'm Not Tired!



- 1 What's Patrick doing in picture 1?  
He's \_\_\_\_\_.
- 2 What are the boys doing in picture 2?  
They're \_\_\_\_\_.
- 3 What are the boys doing in picture 3?  
They're \_\_\_\_\_.

**THINK BIG**

Think, write, and draw!

Look at me.  
I'm \_\_\_\_\_.





## 6 Look and ✓.



## 7 Look and write.

Yes, it is.      No, it isn't.

1



Is it playing?

\_\_\_\_\_

2



Is it singing?

\_\_\_\_\_

3



Is it sleeping?

\_\_\_\_\_

How did I do?



Is she <b>singing</b> ?	Yes, she <b>is</b> .	No, she <b>isn't</b> .
Are they <b>dancing</b> ?	Yes, they <b>are</b> .	No, they <b>aren't</b> .

**8** Listen and number.



**9** Look at 8. Count and write.

- 1 How many are jumping? \_\_\_\_\_
- 2 How many are singing? \_\_\_\_\_
- 3 How many are throwing a ball? \_\_\_\_\_
- 4 How many are having play time? \_\_\_\_\_

27  
10

Look, listen, and circle.

1



Yes, he is. / No, he isn't.

2



Yes, she is. / No, she isn't.

3



Yes, they are. / No, they aren't.

4



Yes, they are. / No, they aren't.

11

Look and write.

1



Are they playing?

Yes, \_\_\_\_\_.

2



Are they kicking a ball?

No, \_\_\_\_\_.


How did I do?





**12** Look and match.

- 1 hide and seek
- 2 climbing
- 3 tag
- 4 jumping rope
- 5 hopscotch



**13** Listen, read, and write.

climbing    hide and seek    hopscotch    jump rope    tag

- 1 Katie and Simon are playing \_\_\_\_\_. I'm playing, too. It's our favorite game. Hop! Hop! Hop!
- 2 Emily is \_\_\_\_\_ the tree. Up! Up! She's at the top! It's very high.
- 3 The boys are playing \_\_\_\_\_ on the school playground. George is looking for his friends. Where are they?
- 4 Tom and Dan are playing \_\_\_\_\_ with my brother. Run, Dan! Run! Tag, you're it, Tom!
- 5 My sisters \_\_\_\_\_ on the playground. It's a lot of fun. Jump! Jump! Jump!



What games do you play? Write.

\_\_\_\_\_



14 Find and circle **ss**, **z**, and **zz**.

s j o ss t  
 p z qu s zz  
 ll e ss x z

15 Read and circle **ss**, **z**, and **zz**.

1 fizz      2 mess      3 zap      4 miss

16 Match the words with the same sounds.

- |        |        |
|--------|--------|
| 1 zip  | a zap  |
| 2 buzz | b hiss |
| 3 miss | c fizz |

228  
 17 Listen and chant.

Buzz goes the bee.  
 Zip, zap!  
 It misses me!



**18 Write. Match.**

catching reading eating running washing swimming



1 running

This is exercise.



2 \_\_\_\_\_



3 \_\_\_\_\_

This isn't exercise.



4 \_\_\_\_\_



5 \_\_\_\_\_



6 \_\_\_\_\_

**19 Draw an exercise. Then write.**

I'm \_\_\_\_\_.







Listen and number. Then write.



- 1 Is she jumping? No she \_\_\_\_\_. She's singing.
- 2 Is he hitting the ball? No, he isn't. He's \_\_\_\_\_ the ball.
- 3 Is she \_\_\_\_\_ the ball? Yes, she is.
- 4 Are they dancing? No they \_\_\_\_\_. They're skating.
- 5 Is he \_\_\_\_\_ rope? Yes, he is.



Look, find, and number. 🔍

THINK BIG

🔍 TOYS

- 1 action figure
- 2 bike
- 3 game
- 4 puppet

2 Look and ✓. What does he have?



### My Party List

cars  
a bike  
a game  
a puppet  
a train

3 Think and draw. What is in the present?



4 Work in groups and share.





**Q PARTY FOOD**

5 cake

6 fruit

7 juice

**Q PLAY TIME**

8 catching

9 kicking

10 throwing





**What is it?**      It's a ruler.

**What are they?**      They're crayons.

## 1 Write and color.

1 What is it?



\_\_\_\_\_ a marker. It's blue.

2 What \_\_\_\_\_ it?



\_\_\_\_\_ a ruler. It's yellow.

3 \_\_\_\_\_ is it?



\_\_\_\_\_ a backpack. It's red.

4 What is \_\_\_\_\_?



\_\_\_\_\_ a crayon. It's green.

5 \_\_\_\_\_ it?



\_\_\_\_\_ a pencil. It's blue.

6 What \_\_\_\_\_?

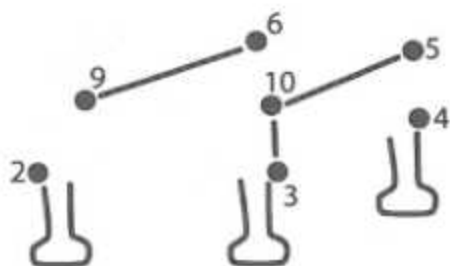


\_\_\_\_\_ a book. It's red.

## 2 Join. Then look and circle.

1 ● — ● 8

● 7



What is it?

It's a **chair / desk**.













# Extra Grammar Practice

How many brothers and sisters **do** you **have**?

I **have** one brother.

I **have** two sisters.

## 1 Write and match.

1		I _____ three sisters.	a	
2		I _____ two brothers.	b	
3		I _____ one brother and one sister.	c	
4		I _____ one sister.	d	
5		I _____ two sisters and one brother.	e	

## 2 Draw a monster family.

## 3 Look at 2. Count and write.

How many monsters? \_\_\_\_\_



How did I do?



## Extra Grammar Practice

Does she **have** long hair? Yes, she **does**.

Does he **have** short hair? No, he **doesn't**.

Does it **have** a small head? Yes, it **does**.

Does it **have** a big head? No, it **doesn't**.

### 1 Look and match.

1 Does she have a long nose?

2 Does she have short hair?

3 Does she have long arms?

4 Does she have big feet?

5 Does he have a long nose?

6 Does he have short hair?

7 Does he have long arms?

8 Does he have big feet?



Yes, she does.

No, she doesn't.

Yes, he does.

No, he doesn't.

### 2 Look and write.

1 It has a big \_\_\_\_\_.

2 It has long \_\_\_\_\_.





## Extra Grammar Practice

What **are** you **wearing**? I'm **wearing** a green hat.

What's he/she **wearing**? He's/She's **wearing** white pants.

### 1 What's she wearing? Write and color.

1 \_\_\_\_\_ a red blouse.

2 \_\_\_\_\_ a yellow skirt.

3 \_\_\_\_\_ brown shoes.



### 2 Read and color.

What are  
you wearing?

I'm wearing a red jacket  
and brown pants.

I'm wearing an  
orange dress and  
purple shoes.



How did I do?



## Extra Grammar Practice

Where's Dylan?

He's in the dining room.

Where's Pam?

She's in the living room.

Where are you?

I'm in the bedroom.

### 1 Look and write **He's** or **She's**.

1 Where's Jim?



\_\_\_\_\_ in the kitchen.

2 Where's Ellen?



\_\_\_\_\_ in the bedroom.

3 Where's Ben?



\_\_\_\_\_ in the bathroom.

4 Where's Pam?



\_\_\_\_\_ in the living room.

### 2 Look at 1. Write.



Where are you?

I'm in the \_\_\_\_\_



Where are you?

I'm in the \_\_\_\_\_



What's the duck **doing**?

It's **swimming**.

What **are** the cows **doing**?

They're **eating**.

What's he/she **doing**?

He's/She's **running**.

## 1 Look and match. What are they doing?

1



a sleeping

2



b running

3



c swimming

4



d eating

## 2 Read. Circle and write.

1 What's he doing?



He's / They're \_\_\_\_\_.

2 What are the cats doing?

She's / They're \_\_\_\_\_.

3 What's she doing?



She's / He's \_\_\_\_\_.

4 What's it doing?



It's / They're \_\_\_\_\_.



## Extra Grammar Practice

What **does** he **have**?      He **has** milk.

What **do** you **have**?      I **have** juice.

### 1 Look, read, and circle.

1 What does he have?      He has **cake** / **milk**.



2 What does she have?      She has **an apple** / **salad**.



3 What do you have?      I have **pizza** / **a hot dog**.



4 What do they have?      They have **grapes** / **juice**.



### 2 Write **has** or **have**. Then match.

1 I \_\_\_\_\_ juice.

a



2 She \_\_\_\_\_ salad.

b



3 They \_\_\_\_\_ fries.

c



4 He \_\_\_\_\_ ice cream.

d



# Extra Grammar Practice

**Where's** the ball?  
It's **in** the toy box.  
It's **on** the shelf.  
It's **under** the table.

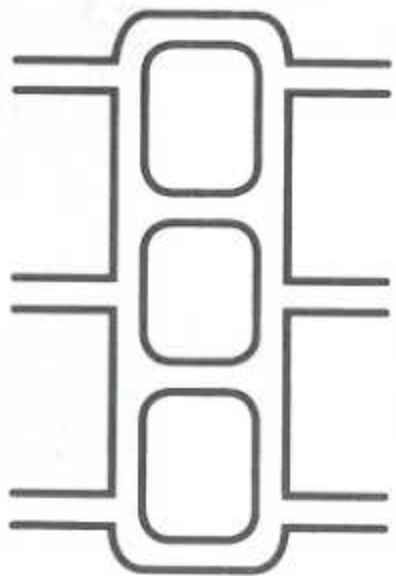
**Where** are the skates?  
They're **under** the desk.  
They're **on** the couch.


## 1 Write **Where's** or **Where are**. Then match.

1 \_\_\_\_\_  
the action figures?

2 \_\_\_\_\_  
the car?

3 \_\_\_\_\_  
the blocks?



a   
It's under the couch.

b   
They're on the shelf.

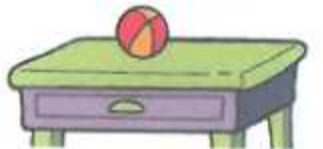
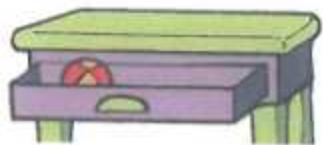
c   
They're in the toy box.

## 2 Look and write **in**, **on**, or **under**.

1 Where's the ball?  
It's \_\_\_\_\_ the desk.

2 Where are the balls?  
They're \_\_\_\_\_ the desk.

3 Where's the ball?  
It's \_\_\_\_\_ the desk.



## Extra Grammar Practice

Is she **singing**?

Yes, she **is**.

No, she **isn't**.

Are they **dancing**?

Yes, they **are**.

No, they **aren't**.

### 1 Look, read, and write.

1



Is she throwing  
the ball?

Yes, she

\_\_\_\_\_.

2



Is he singing?

No, he

\_\_\_\_\_.

3



Are they  
sleeping?

No, they

\_\_\_\_\_.

4



Are they  
jumping rope?

Yes, they

\_\_\_\_\_.

### 2 Look at 1. Write **Is** or **Are**. Then answer.

1 \_\_\_\_\_ she eating?

\_\_\_\_\_

2 \_\_\_\_\_ he reading?

\_\_\_\_\_

3 \_\_\_\_\_ they climbing?

\_\_\_\_\_

4 \_\_\_\_\_ they running?

\_\_\_\_\_





# The Alphabet

Trace.

A a

B b

C c

D d

E e

F f

G g

H h

I i

J j

K k

L l

M m

N n

O o

P p

Q q

R r

S s

T t

U u

V v

W w

X x

Y y

Z z

How did I do?



**Trace.**

1

2

3

4

5

6

7

8

9

10

11

12

13

14

15

16

17

18

19

20



# Tracklist

Class CD track number	Workbook CD track number	Unit and activity number
16	2	Unit 1, activity 3
18	3	Unit 1, activity 6
21	4	Unit 1, activity 7
23	5	Unit 1, activity 10
33	6	Unit 1, activity 17
43	7	Unit 2, activity 2
47	8	Unit 2, activity 5
51	9	Unit 2, activity 9
57	10	Unit 2, activity 13
59	11	Unit 2, activity 14
67	12	Unit 3, activity 3
71	13	Unit 3, activity 8
75	14	Unit 3, activity 14
82	15	Unit 3, activity 18
86	16	Unit 3, activity 19
97	17	Unit 4, activity 3
101	18	Unit 4, activity 5
105	19	Unit 4, activity 11
111	20	Unit 4, activity 15
119	21	Unit 5, activity 2
124	22	Unit 5, activity 7
125	23	Unit 5, activity 9
133	24	Unit 5, activity 17

Class CD track number	Workbook CD track number	Unit and activity number
135	25	Unit 5, activity 18
142	26	Unit 6, activity 2
146	27	Unit 6, activity 5
150	28	Unit 6, activity 10
156	29	Unit 6, activity 15
158	30	Unit 6, activity 16
161	31	Unit 6, activity 19
168	32	Unit 7, activity 3
172	33	Unit 7, activity 9
175	34	Unit 7, activity 12
181	35	Unit 7, activity 16
186	36	Unit 8, activity 1
190	37	Unit 8, activity 3
195	38	Unit 8, activity 9
202	39	Unit 8, activity 17
205	40	Unit 8, activity 21
211	41	Unit 9, activity 2
216	42	Unit 9, activity 8
217	43	Unit 9, activity 10
220	44	Unit 9, activity 13
228	45	Unit 9, activity 17
231	46	Unit 9, activity 20





just got **BIGGER!**

**Big English 2nd edition** builds on the firm foundations and big ideas of the first edition and brings exciting new features and components to help young learners progress and communicate confidently.

Three academic pillars prepare students for the challenges they will find in today's world:

- **CLIL** motivates students to explore and enquire, by integrating meaningful content from other areas.
- **21st century skills** empower students to get ahead in a changing world: collaborating, communicating, thinking critically and working creatively.
- **Assessment for Learning** develops the confidence students need to succeed in English and in life.

**Think BIG! Dream BIG!**

[English.com/BigEnglish2](http://English.com/BigEnglish2)



مؤسسه زبان دهخدا  
[dehkhodaedu.com](http://dehkhodaedu.com)



[dehkhodaedu.com](http://dehkhodaedu.com)

	CEFR	GSE	YLE
LEVEL 1	<A1	14-27	Starters
LEVEL 2	<A1/A1	17-33	Starters
LEVEL 3	A1/A2	20-37	Movers
LEVEL 4	A2/A2+	23-40	Movers
LEVEL 5	A2/B1	26-44	Flyers
LEVEL 6	A2+/B1	29-47	Flyers

ISBN 978-1-292-23322-2

